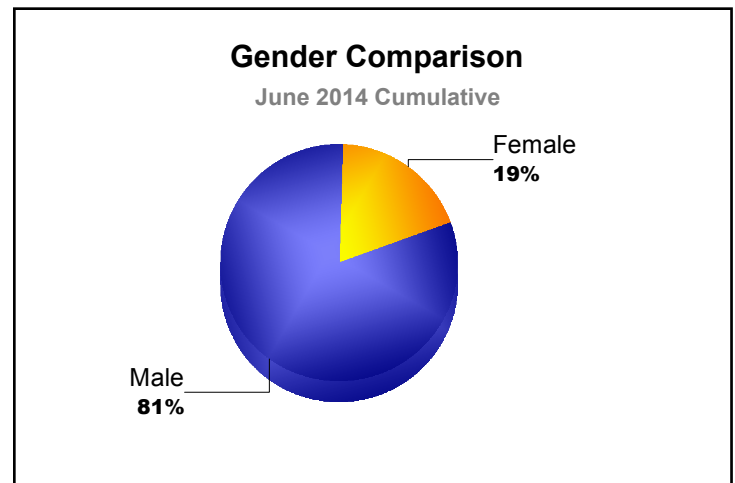
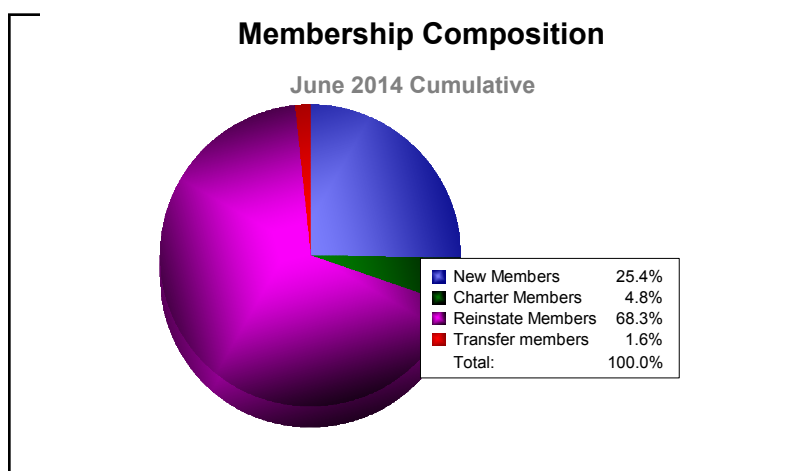
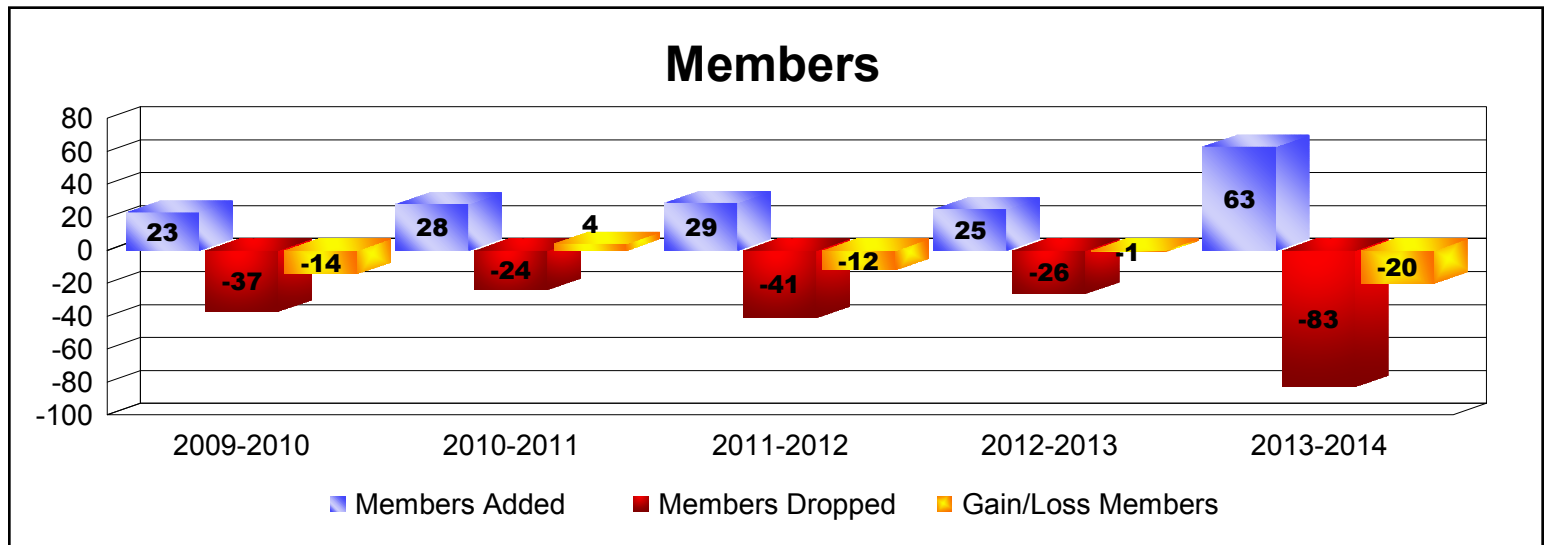
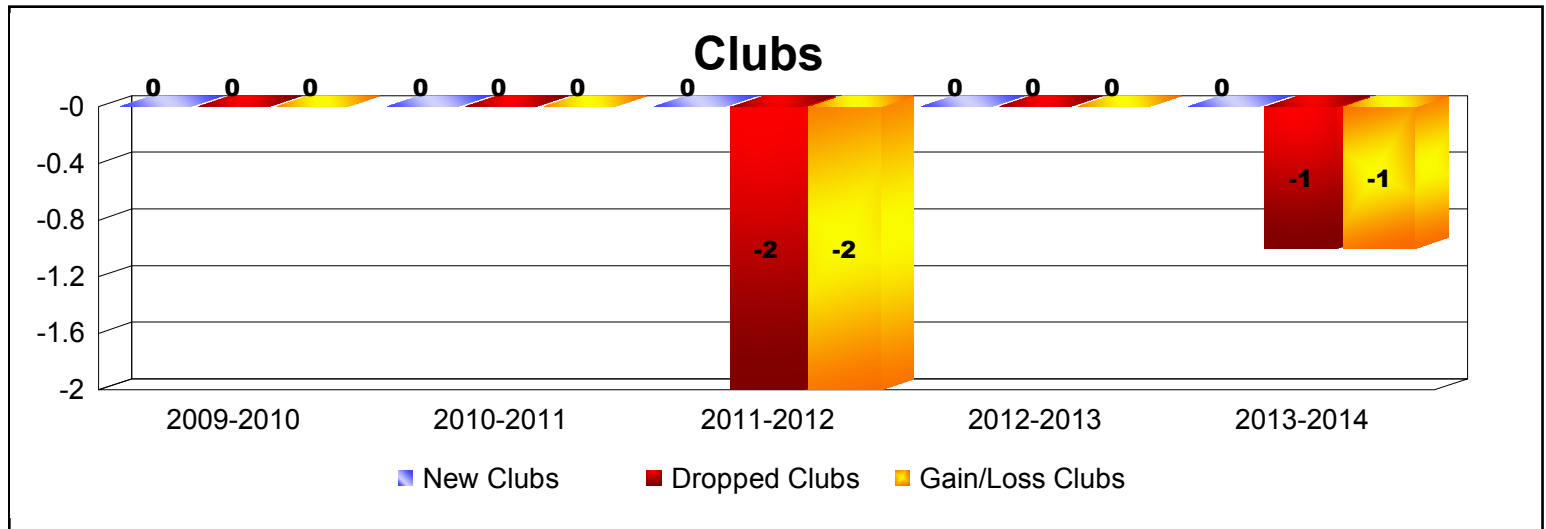


Year	New Clubs	Dropped Clubs	Gain/ Loss Clubs	New Members	Charter Members	Reinstate Members	Transfer Members	Total Member Added	Total Members Dropped	Gain/ Loss Members
2009-2010	0	0	0	21	0	1	1	23	-37	-14
2010-2011	0	0	0	27	0	0	1	28	-24	4
2011-2012	0	-2	-2	28	0	1	0	29	-41	-12
2012-2013	0	0	0	23	0	2	0	25	-26	-1
2013-2014	0	-1	-1	16	3	43	1	63	-83	-20
Average	0	-1	-1	23	1	9	1	34	-42	-9



Year	New Clubs	Dropped Clubs	Gain/ Loss Clubs	New Members	Charter Members	Reinstate Members	Transfer Members	Total Member Added	Total Members Dropped	Gain/ Loss Members
2009-2010	1	-2	-1	164	22	2	2	190	-357	-167
2010-2011	0	-1	-1	168	0	14	3	185	-257	-72
2011-2012	0	-3	-3	158	0	2	1	161	-246	-85
2012-2013	2	-1	1	163	68	3	1	235	-198	37
2013-2014	1	-1	0	166	24	12	1	203	-240	-37
Average	1	-2	-1	164	23	7	2	195	-260	-65

